

IMAXX CANADIAN FIXED PAY FUND

CLASS F2

Inception Date
June 3, 2002

Currency
CAD

FUND ESSENTIALS

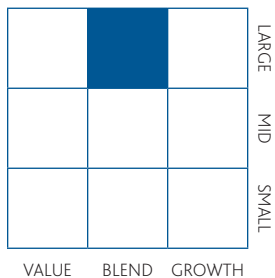
NAVPS	\$9.46
MER¹	1.20%
Distribution Yield	4.12%
Classification	Mutual Funds
Assets (\$mil)	212.25
RRSP Eligible	Yes
Fundserv Code	AFM302 (NL)

1. As of December 31, 2023

TOP TEN HOLDINGS (%)

1. Costco Whsl Corp	5.4
2. Constellation Sftwr	4.7
3. Dollarama	4.5
4. Thomson Reuters Corp	3.7
5. Canadian Pacific Kc	3.5
6. Trnx Group Limited	3.4
7. Royal Bank of Canada	3.3
8. Intact Financial	3.1
9. Cdn Natl Railway	3.1
10. Loblaw Cos Ltd	3.0
Total	37.7

MANAGEMENT STYLE



STRATEGY DESCRIPTION

The imaxx Canadian Fixed Pay Fund's investment objective is to provide a consistent stream of monthly income and some capital appreciation by investing in a portfolio of Canadian fixed income, investment trust units and equity investments.

The fund's portfolio is deeply diversified. In addition to holding traditional equityrelated and investment grade fixed income securities, the portfolio may include trusts, covered options, convertible debentures, high yield bonds, preferred shares, ETFs and other similar securities in order to enhance returns and/or mitigate risk. The fund's asset mix generally includes 60%-90% equities and 10%-40% fixed income securities, including cash and cash equivalents.

ASSET ALLOCATION (%)

Asset Class	Weight
Canadian Equity	57.9
US Equity	21.4
Canadian Corporate Bonds	15.5
Canadian Government Bonds	3.4
International Equity	1.4
US Corporate Bonds	0.4
Cash and Equivalents	0.2

SECTOR ALLOCATION (%)

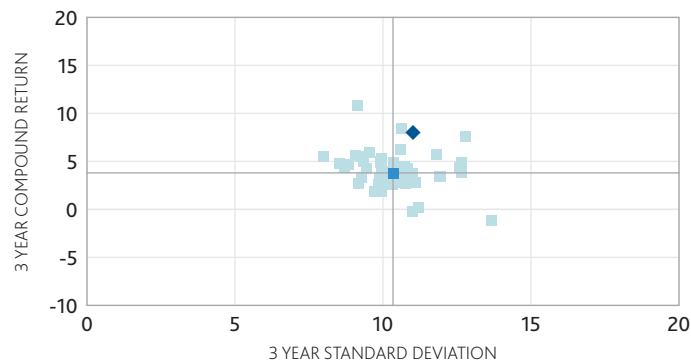
Sector	Weight
Fixed Income	18.9
Materials	1.7
Industrials	15.8
Consumer Discretionary	11.4
Consumer Staples	15.1
Health Care	1.6
Financials	23.9
Information Technology	9.3
Communication Services	1.9
Cash and Equivalents	0.4

GEOGRAPHIC ALLOCATION (%)

Region	Weight
Canada	71.8
United States	26.5
United Kingdom	1.8
Europe ex UK	-0.2

IMAXX CANADIAN FIXED PAY FUND CLASS F2

3YR COMPOUND RETURN



- ◆ imaxx Canadian Fixed Pay Fund Class F2
- Other - Canadian Equity Balanced
- Median

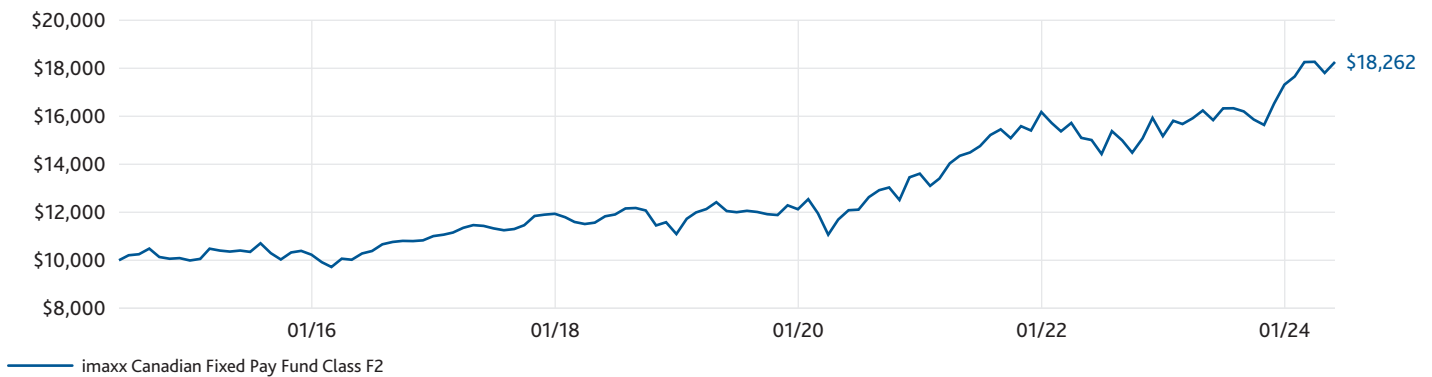
Source: Financial Information provided by Fundata Canada Inc. © Fundata Canada Inc. All Rights Reserved.

RISK/RETURN ANALYSIS

Risk	1 Year	3 Years	5 Years	10 Years
Beta	0.78	0.85	0.77	0.79
Alpha	0.03	0.03	0.02	0.01
Sharpe	1.13	0.47	0.58	0.50
Treynor	0.13	0.06	0.09	0.06
R-squared	0.73	0.81	0.78	0.77

GROWTH OF \$10,000

10-Year period – From June 1, 2014 to May 31, 2024



PERFORMANCE (%)

CUMULATIVE PERFORMANCE	ANNUALIZED PERFORMANCE									
	1 Month	3 Months	6 Months	YTD	1 Year	3 Years	5 Years	10 Years	SI	
Fund	2.56	0.02	10.50	5.46	15.29	8.01	9.16	6.45	8.11	
Quartile Rank	2	4	1	1	1	1	1	1	1	
Category Avg	2.23	1.80	8.34	4.58	12.25	4.45	6.55	5.26	5.95	

CALENDAR YEAR PERFORMANCE	2023	2022	2021	2020	2019	2018	2017	2016	2015	2014
Fund	14.14	-6.22	18.87	12.23	11.81	-7.07	8.45	7.57	2.42	7.29
Quartile Rank	1	2	1	1	4	3	2	4	1	3
Category Avg	10.29	-7.71	16.13	5.61	15.34	-6.66	7.03	11.02	-1.77	8.34

Returns are presented net of management fees

YTD = Year to Date; SI = Since Inception

Source: Financial Information provided by Fundata Canada Inc. © Fundata Canada Inc. All Rights Reserved.

PROSPECTUS RISK

LOW

LOW TO MEDIUM

MEDIUM

MEDIUM TO HIGH

HIGH

IMAXX CANADIAN FIXED PAY FUND CLASS F2

TOP TWENTY-FIVE HOLDINGS (%)

1. Costco Whsl Corp	5.4
2. Constellation Sftwr	4.7
3. Dollarama	4.5
4. Thomson Reuters Corp	3.7
5. Canadian Pacific Kc	3.5
6. Tmx Group Limited	3.4
7. Royal Bank of Canada	3.3
8. Intact Financial	3.1
9. Cdn Natl Railway	3.1
10. Loblaw Cos Ltd	3.0
11. Toromont Inds Ltd	3.0
12. Metro Inc	2.9
13. TJX Companies Inc	2.8
14. Cgi Inc	2.6
15. National BK Cda	2.5
16. Waste Connections	2.5
17. Factset Resh Sys Inc	2.3
18. Aliment Couche-Tard	2.3
19. Mastercard Inc	2.3
20. Accenture Plc	2.1
21. Toronto Dominion BK	2.1
22. Restaurant Brands	2.1
23. Bank of Montreal	2.0
24. Visa Inc	2.0
25. Mcdonalds Corp	2.0
Total	73.2

Fiera Capital Corporation

1981 McGill College Avenue, Suite 1500
Montreal, Quebec H3A 0H5

For further information, please visit: imaxxwealth.com

The imaxxFunds are mutual funds offered pursuant to a prospectus. The information contained herein is an overview only and is qualified by the more detailed information contained in the prospectus. The prospectus contains important information about the fund, including its investment objective and strategies, investment risks, purchase options, applicable management fees, performance fees, other charges and expenses. Please read the prospectus carefully before investing. The amount of risk associated with any particular investment depends largely on your own personal circumstances including your time horizon, liquidity needs, portfolio size, income, investment knowledge and attitude toward price fluctuations. Investors should consult their financial advisor before making a decision as to whether this fund is a suitable investment for them. This communication should not be considered a solicitation to buy or an offer to sell securities of the fund. Commissions, trailing commissions, management fees and expenses all may be associated with mutual fund investments. The indicated rates of return are the historical annual compounded total returns including changes in unit value and reinvestment of all distributions and do not take into account sales, redemption, distribution or optional charges or income taxes payable by any securityholder that would have reduced returns. Mutual funds are not guaranteed, their values change frequently and past performance may not be repeated. The rate of return is used only to illustrate the effects of the compound growth rate and is not intended to reflect future values of the mutual fund or returns on investment in the mutual fund.

™imaxx, imaxxFunds and imaxxWealth are trademarks of Fiera Capital Corporation.