

# IMAXX CANADIAN FIXED PAY FUND

## CLASS F0

Inception Date  
May 18, 2017

Currency  
CAD

### FUND ESSENTIALS

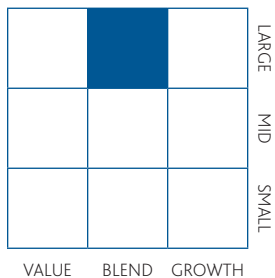
NAVPS	\$17.68
MER <sup>1</sup>	1.20%
Distribution Yield	N/A
Classification	Mutual Funds
Assets (\$mil)	222.61
RRSP Eligible	Yes
Fundserv Code	AFM902 (NL)

1. As of June 30, 2024

### TOP TEN HOLDINGS (%)

1. Costco Whsl Corp	5.3
2. Constellation Sftwr	4.9
3. Dollarama	4.3
4. Tmx Group Limited	3.5
5. Canadian Pacific Kc	3.4
6. Royal Bank of Canada	3.3
7. Thomson Reuters Corp	3.2
8. Intact Financial	3.2
9. Loblaw Cos Ltd	3.1
10. Metro Inc	3.1
<b>Total</b>	<b>37.3</b>

### MANAGEMENT STYLE



### STRATEGY DESCRIPTION

The imaxx Canadian Fixed Pay Fund's investment objective is to provide a consistent stream of monthly income and some capital appreciation by investing in a portfolio of Canadian fixed income, investment trust units and equity investments.

The fund's portfolio is deeply diversified. In addition to holding traditional equityrelated and investment grade fixed income securities, the portfolio may include trusts, covered options, convertible debentures, high yield bonds, preferred shares, ETFs and other similar securities in order to enhance returns and/or mitigate risk. The fund's asset mix generally includes 60%-90% equities and 10%-40% fixed income securities, including cash and cash equivalents.

### ASSET ALLOCATION (%)

Asset Class	Weight
Canadian Equity	56.7
US Equity	21.4
Canadian Corporate Bonds	15.4
Canadian Government Bonds	3.4
International Equity	1.5
US Corporate Bonds	0.4
Cash and Equivalents	1.2

### SECTOR ALLOCATION (%)

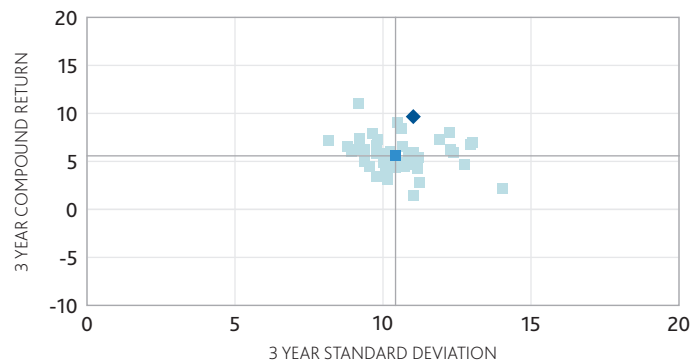
Sector	Weight
Fixed Income	18.8
Materials	1.8
Industrials	14.6
Consumer Discretionary	11.2
Consumer Staples	14.9
Health Care	1.5
Financials	23.8
Information Technology	9.9
Communication Services	1.8
Cash and Equivalents	1.7

### GEOGRAPHIC ALLOCATION (%)

Region	Weight
Canada	71.1
United States	26.8
United Kingdom	1.9
Europe ex UK	0.2

# IMAXX CANADIAN FIXED PAY FUND CLASS F0

## 3YR COMPOUND RETURN



- ◆ imaxx Canadian Fixed Pay Fund Class F0
- Other - Canadian Equity Balanced
- Median

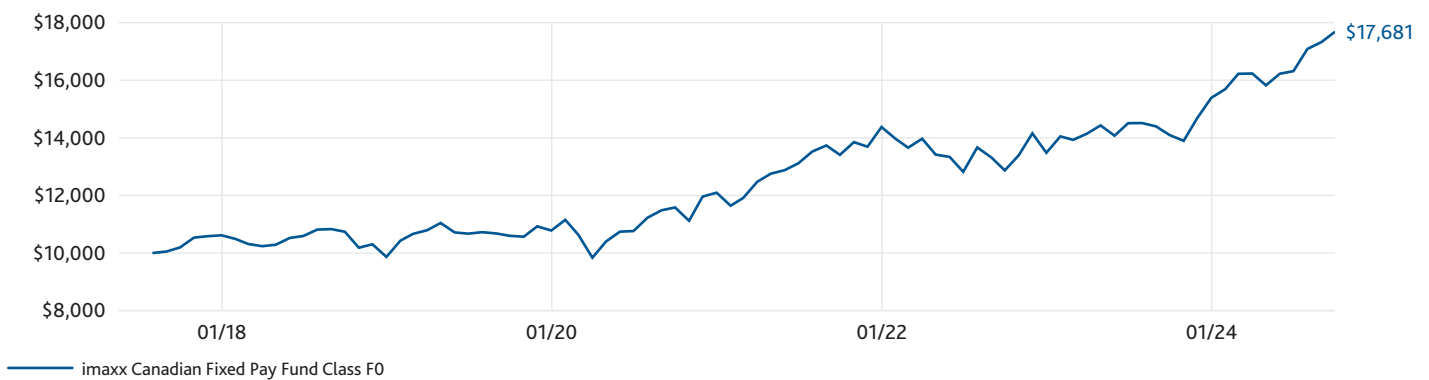
Source: Financial Information provided by Fundata Canada Inc. © Fundata Canada Inc. All Rights Reserved.

## RISK/RETURN ANALYSIS

Risk	1 Year	3 Years	5 Years	10 Years
Beta	0.75	0.84	0.77	-
Alpha	0.06	0.03	0.03	-
Sharpe	2.44	0.57	0.74	-
Treynor	0.27	0.07	0.11	-
R-squared	0.71	0.82	0.80	-

## GROWTH OF \$10,000

Since inception – From May 18, 2017 to September 30, 2024



## PERFORMANCE (%)

CUMULATIVE PERFORMANCE	ANNUALIZED PERFORMANCE								
	1 Month	3 Months	6 Months	YTD	1 Year	3 Years	5 Years	10 Years	SI
Fund	2.06	8.37	8.92	14.91	25.44	9.66	10.78	-	8.71
Quartile Rank	3	1	1	1	1	1	1	-	1
Category Avg	2.22	6.78	6.65	11.81	20.34	6.05	7.26	-	6.53

CALENDAR YEAR PERFORMANCE	2023	2022	2021	2020	2019	2018	2017	2016	2015	2014
	Fund	14.14	-6.22	18.86	12.19	11.77	-7.06	-	-	-
Quartile Rank	1	2	1	1	4	3	-	-	-	-
Category Avg	10.28	-7.70	16.18	5.64	15.36	-6.63	-	-	-	-

Returns are presented net of management fees

YTD = Year to Date; SI = Since Inception

Source: Financial Information provided by Fundata Canada Inc. © Fundata Canada Inc. All Rights Reserved.

## PROSPECTUS RISK



# IMAXX CANADIAN FIXED PAY FUND CLASS F0

## TOP TWENTY-FIVE HOLDINGS (%)

1. Costco Whsl Corp	5.3
2. Constellation Sftwr	4.9
3. Dollarama	4.3
4. Tmx Group Limited	3.5
5. Canadian Pacific Kc	3.4
6. Royal Bank of Canada	3.3
7. Thomson Reuters Corp	3.2
8. Intact Financial	3.2
9. Loblaw Cos Ltd	3.1
10. Metro Inc	3.1
11. Toromont Inds Ltd	3.0
12. TJX Companies Inc	2.9
13. Cgi Inc	2.7
14. Cdn Natl Railway	2.5
15. National BK Cda	2.5
16. Waste Connections	2.4
17. Accenture Plc	2.4
18. Factset Resh Sys Inc	2.4
19. Mastercard Inc	2.2
20. Toronto Dominion BK	2.2
21. Mcdonalds Corp	2.1
22. Restaurant Brands	2.0
23. Aliment Couche-Tard	2.0
24. Bank of Montreal	1.8
25. Visa Inc	1.8
<b>Total</b>	<b>72.2</b>

### Fiera Capital Corporation

1981 McGill College Avenue, Suite 1500  
Montreal, Quebec H3A 0H5

For further information, please visit: [imaxxwealth.com](https://imaxxwealth.com)

The imaxxFunds are mutual funds offered pursuant to a prospectus. The information contained herein is an overview only and is qualified by the more detailed information contained in the prospectus. The prospectus contains important information about the fund, including its investment objective and strategies, investment risks, purchase options, applicable management fees, performance fees, other charges and expenses. Please read the prospectus carefully before investing. The amount of risk associated with any particular investment depends largely on your own personal circumstances including your time horizon, liquidity needs, portfolio size, income, investment knowledge and attitude toward price fluctuations. Investors should consult their financial advisor before making a decision as to whether this fund is a suitable investment for them. This communication should not be considered a solicitation to buy or an offer to sell securities of the fund. Commissions, trailing commissions, management fees and expenses all may be associated with mutual fund investments. The indicated rates of return are the historical annual compounded total returns including changes in unit value and reinvestment of all distributions and do not take into account sales, redemption, distribution or optional charges or income taxes payable by any securityholder that would have reduced returns. Mutual funds are not guaranteed, their values change frequently and past performance may not be repeated. The rate of return is used only to illustrate the effects of the compound growth rate and is not intended to reflect future values of the mutual fund or returns on investment in the mutual fund.

™imaxx, imaxxFunds and imaxxWealth are trademarks of Fiera Capital Corporation.